



A simpler way to WORK

- Digital Signage
- Room management
- Desktop communication
- Media management

Navigate Simply

All the tools you need easily accessible through your browser with no software installation required on users machine.



Uploading Content

Simply upload you own content like video, images, audio or flash video from your machine or network folder and directly to the server



Find content easily



A powerful but simple to use media management tool allows users to find and manage content from central repository allowing users to add content directly to the active play-list.



Searching for Content

Filtering your search allows users to quickly narrow their results



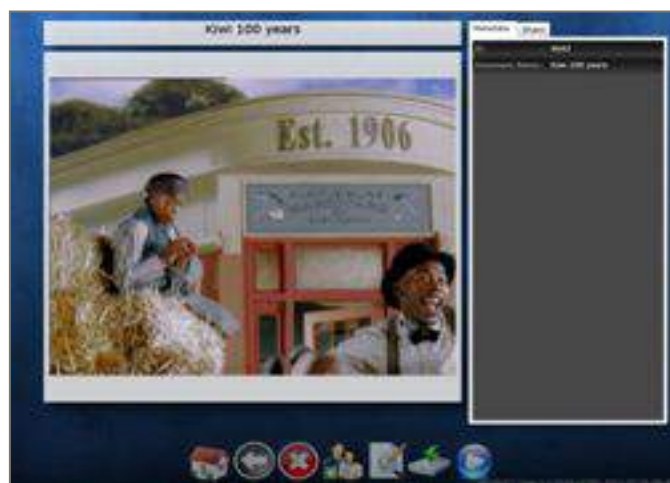
Users can view and add content directly to the active play-list with one click!



Viewing Content

By simply selecting the media's icon users are presented with a preview of streaming video content, audio, graphics and designs of the file they wish to publish.

If users have the correct user rights they can download the content to their desktop for redistribution.



Content Designer

Use the simple content designer to create vector based content for your screen or use it to insert dynamic data driven text

Build sharp crisp presentations in high resolution.

Save designs as templates allowing you to update reuse designs on your network with ease.



Information Ticker Manager

The simple to use ticker manager allows users to connect to RSS feeds or create custom content.

Customise your text colour and ticker background

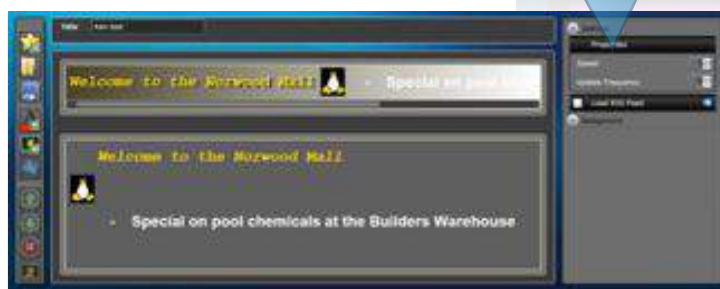
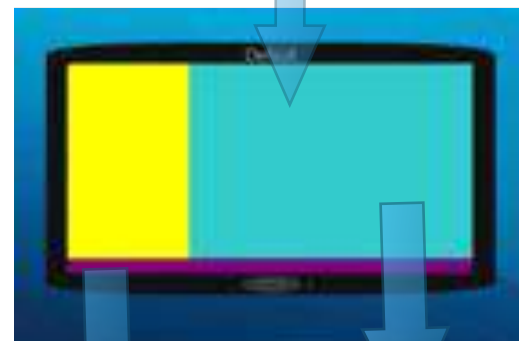


Playlist Management

Navigate to your screen and select the region you would like to manage.

Clicking on the region will open the playlist screen allowing you to add and delete content.

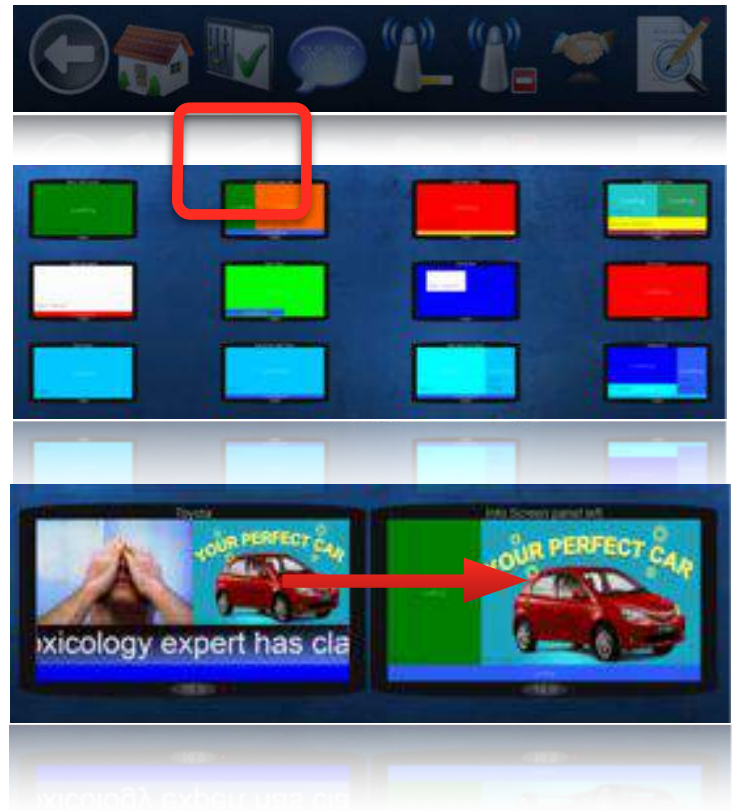
Clicking on the ticker region will open the ticker manager allowing you to customise the text and images



Managing your Screens

Changing the screen layout is as simple as selecting your new layout from a wide range of templates available

Dragging your existing play-list to your new layout completes the task.




Publishing



When you are happy with your content selection and schedule “SAVE” and “PUBLISH” and take your screen live



Calendar Management



Manage your venue using nfinityXcorp calendar application and schedule using Microsoft exchange, Google calendars or the built in calendar application. Application can be managed centrally or locally.



Digital Way Finding



Digital Calendar - customise you template to your corporate identity



Corp internal calendar interface

